
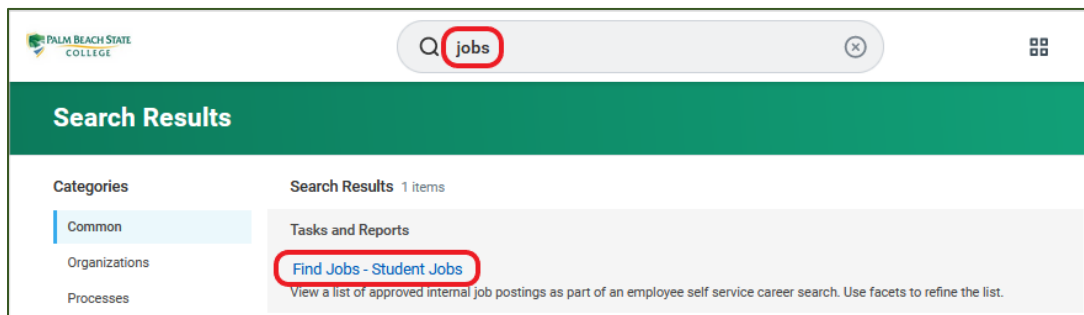




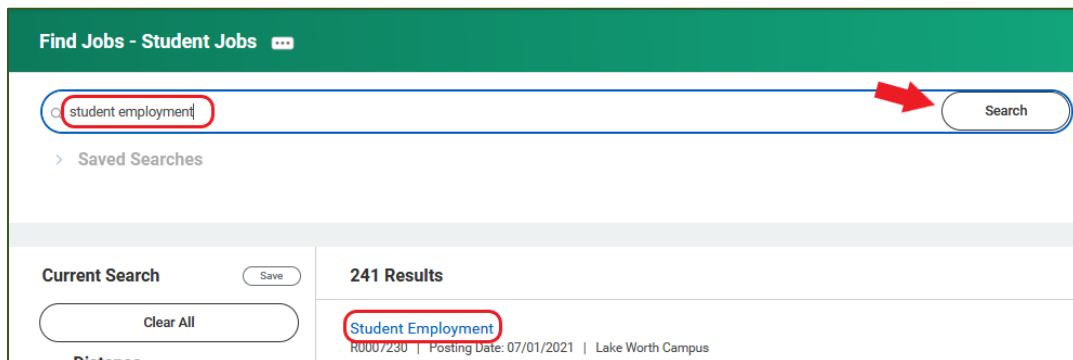
1. Log into your student account - <https://mypbsc.palmbeachstate.edu>



2. Click on the **Workday** icon
3. In the search bar type **Jobs** and click **Enter**
4. Click on **Find Jobs – Student Jobs**



5. In the second search bar type **Student Employment** and select the **Search** button
6. Select **Student Employment for Lake Worth Campus**



7. Click the **Apply** button
8. Fill out the **Student Employment Application**

Note: You can also call the IT Service Desk at 561-868-4000 and we will be happy to assist you with your application.